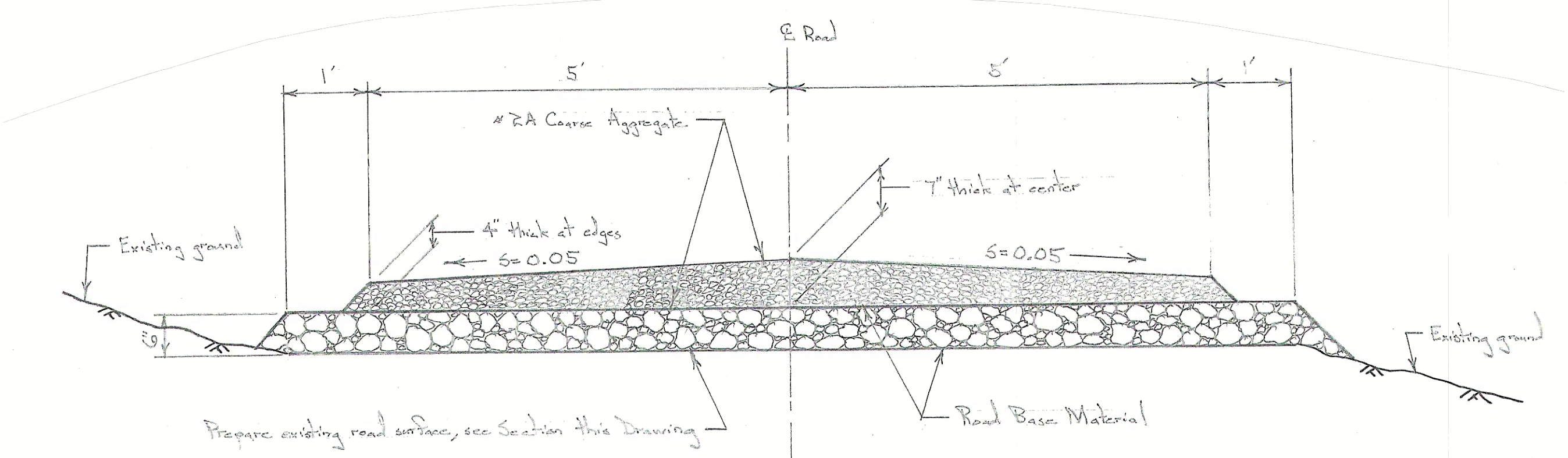


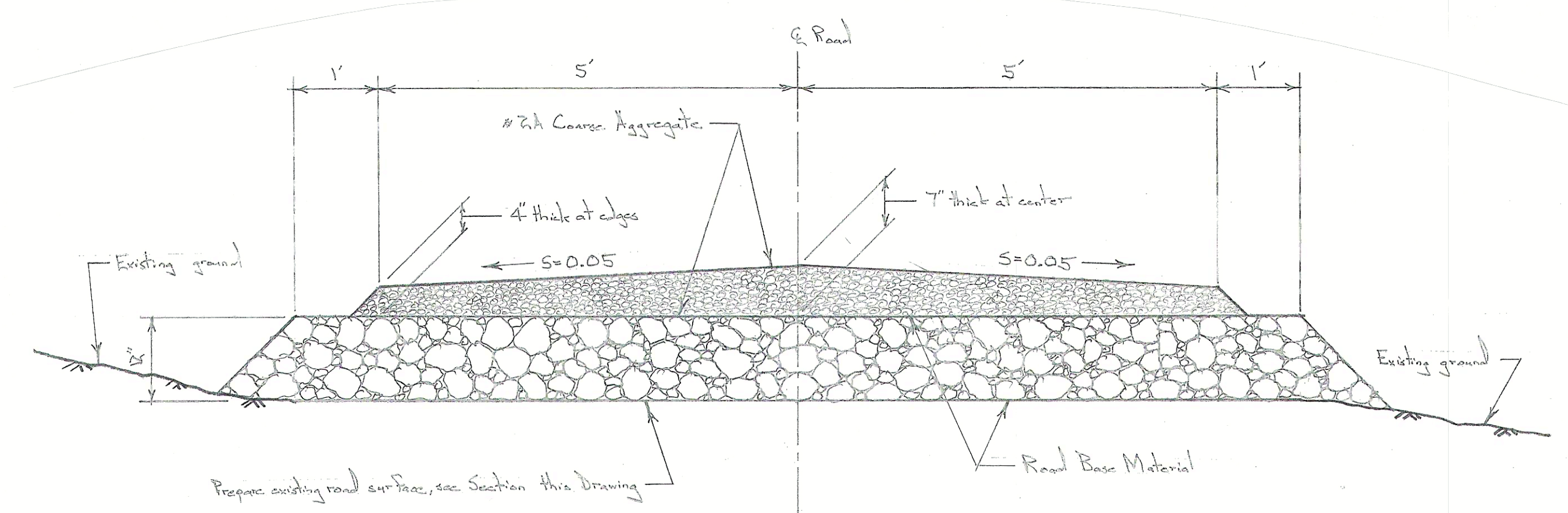
ROAD PREP SECTION

Scale: 1 in. = 1 ft.



ROAD SECTION WITH 6" BASE

Scale: 3/4 in. = 1 ft.




ROAD SECTION WITH 12" BASE

Scale: 3/4 in. = 1 ft.

ROAD BASE TABLE

Station Locations	Depth of Base Material
Sta. 509+15 to Sta. 522+39	6-inches
Sta. 522+39 to Sta. 542+99	12-inches
Sta. 542+99 to Sta. 550+84	6-inches
Sta. 550+84 to Sta. 562+93	12-inches
Sta. 562+93 to Sta. 650+37	6-inches
Sta. 650+37 to Sta. 657+23	12-inches
Sta. 657+23 to Sta. 899+27	6-inches



PENNSYLVANIA GAME COMMISSION

SQL #211 | GOLD SPRING TWP. | LEBANON CO.

RAILROAD GRADE ROAD PROJECT (PHASE 2)

ROAD SECTIONS

REVISIONS	PROJECT NO.	PGC 211-22-2
▲	DRAWN BY:	JS
▲	DATE:	6/10/22
▲	SHEET NO.	2 OF 3